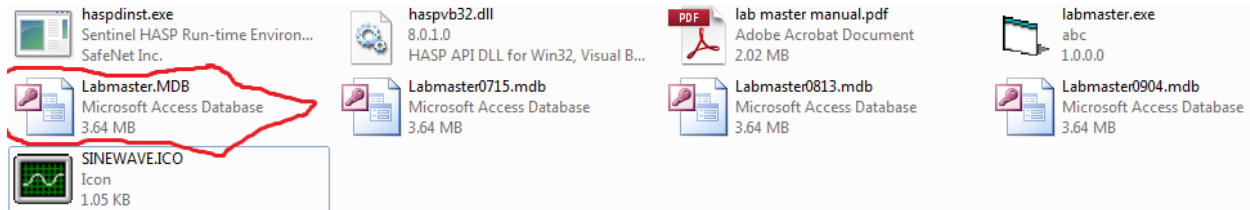


Table of Contents

I am running Lab Master successfully I want to format the computer what should I do ?	2
I want to install Fresh copy of Lab Master ?	3
My software get corrupted It's showing error " Cannot open database '(unknown)' "?	3
How to take backup of Lab Master ?	4

I am running Lab Master successfully I want to format the computer what should I do ?

Lab Master only saves data in labmaster.mdb. Usually this file is in the current folder of Lab Master. Either copy this labmaster.mdb file to some other place or some pen drive or you can also copy the complete folder. There are many other files in this folder like labmaster1211.mdb don't confuse this that. Those are only backup files. Choose only labmaster.mdb.



It's always better to run Lab Master on another PC to make sure you have copy everything correct.

Steps for installing lab master successfully on another computer.

Step 1: Make sure Labmastersetup is ready. Usually it comes on CD provided at time of purchase. If you misplaced that CD no problem at all. You can download setup from our website <http://www.acsonnet.com> under demo section. LabMasterdemosetup will be downloaded . It is same as labmastersetup just name is different. Save this setup at any convenient location or on Desktop.

Step 2: Insert dongle provide to you in USB Drive. Some customer who are not subscription model may not be using dongle. They must have key no which will be asked after installation. Dongle are only used for stopping Piracy.

Step 3: Run setup and choose your desired destination folder. By default folder is C:\LABMASTER and allow it to complete Setup.

Step 4: If you run at this stage you will get the fresh copy . Nothing of your existing data will shown. So quit lab Master go to destination folder eg. C:\Labmaster . Now copy the labmaster.mdb file you placed on pen drive or another disk or CD to this folder. Run labmaster again and you will get your existing data.

After you verify your existing data . Format your original computer and repeat steps 1 to 4.

I want to install Fresh copy of Lab Master ?

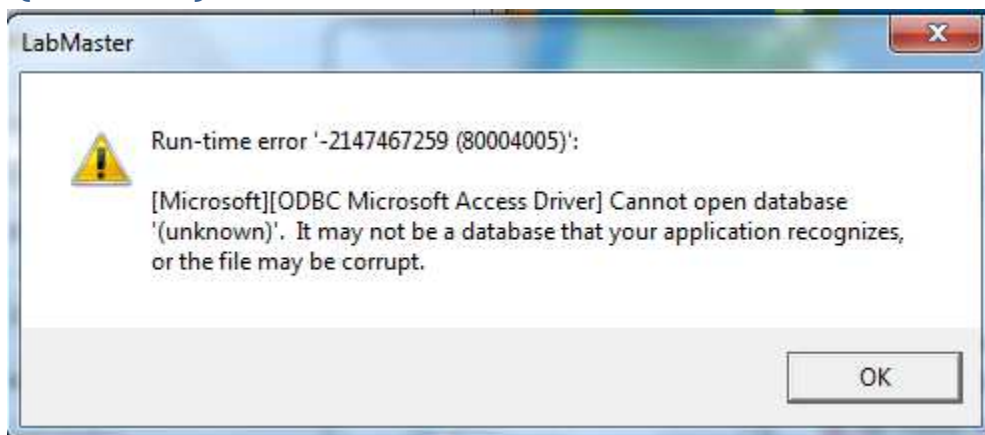
Steps for installing lab master successfully on another computer.

Step 1: Make sure Labmastersetup is ready. Usually it comes on CD provided at time of purchase. If you misplaced that CD no problem at all. You can download setup from our website <http://www.acsonnet.com> under demo section. LabMasterdemosetup will be downloaded . It is same as labmastersetup just name is different. Save this setup at any convenient location or on Desktop.

Step 2: Insert dongle provide to you in USB Drive. Some customer who are not subscription model may not be using dongle. They must have key no which will be asked after installation. Dongle are only used for stopping Piracy.

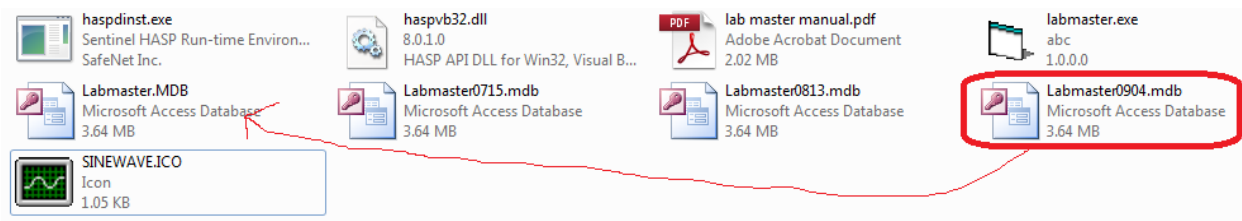
Step 3: Run setup and choose your desired destination folder. By default folder is C:\LABMASTER and allow it to complete Setup.

My software get corrupted It's showing error " Cannot open database '(unknown)' "?



Unfortunately this means your database labmaster.mdb is corrupted. Now to fix this problem you need to get new labmaster.mdb. This is time when your existing Labmaster backup can help you. If you have labmaster.mdb copied on some other device or CD copy it to current folder and overwrite it with existing labmaster.mdb. Your data exist in that mdb will be available till the date of backup.

You can also see current lab master folder there are lot of labmaster????.mdb files are available



Actually whenever you click on backup during exit it copies labmaster.mdb to it's current date suppose today is 04-09-2012 it will create file labmaster0409.mdb and saves it to current folder. You need to delete existing Lab master mdb and select latest backup mdb file (labmaster?????.mdb) and rename with the name labmaster.mdb. Remember to check latest mdb file please right click on mdb file and see the date modified because name of file doesn't contain Year. Now your labmaster is running and data will be recovered until backup date. Please do take backup at regular interval.

How to take backup of Lab Master ?

Backup is very necessary action that has to performed daily. Without backup you can lost your valuable months and year of data in one minute. Our Lab Master provide backup option into same folder. But that solve the purpose when your labmaster.mdb gets corrupted. Suppose your computer harddisk get crashed or computer get lost then even this backup will not help. Please copy the lab master folder to another device such as burn CD or copy to network device or pen drive. If your data becomes large you can zip the mdb files.

Lab Master Backup option

